

NEW

Italian design by:

ercoli+garlandini

# UNICO EDGE

The new Unico, with inverter motor and R32 gas



**LOW GWP GAS**

It uses R32 refrigerant, which has a greenhouse effect reduced by almost 70% (compared to R410A).



**NEW ITALIAN DESIGN**

Designed by Ercoli + Garlandini studio, it stands out for its smooth lines, and the retro design, combined with a "strong personality" texture.



**INVERTER SYSTEM**

The motor speed is constantly adjusted according to the set temperature, to optimise energy consumption.



**HEAT PUMP**

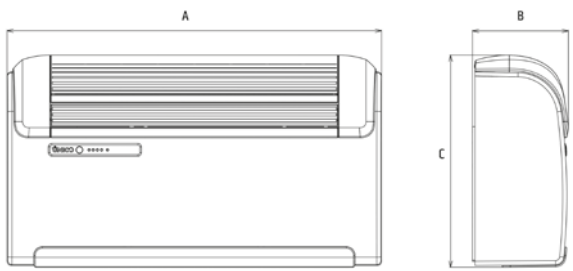
Heat pump air conditioner. Thanks to this feature you can replace or support traditional heating in intermediate seasons (only in HP version).

**FEATURES**

- Max Power: 3.0 kW
- Available in the versions: SF (Cool Only) - HP (Heat Pump)
- Cooling class **A**
- R32 refrigerant gas\*
- Top or bottom wall installation
- Ease of installation: Unico can be installed from the inside in just a few minutes
- Wireless wall control (Optional)
- Large flap for the homogeneous diffusion of the air in the environment
- Multi-filtering system consisting of an electrostatic filter (with anti-dust function) and activated carbon filter (effective against unpleasant odours).
- Multifunction remote control
- 24h timer









**FUNCTIONS**

- Economy mode:** allows energy saving by automatically optimizing the machine's performance
- Fan only mode**
- Dehumidification only mode**
- Auto mode:** changes parameters depending on ambient temperature.
- Sleep mode:** gradually increases the temperature set and ensures reduced noise for greater wellbeing at night.



UNICO EDGE			
A	B	C	Weight
902 mm	229 mm	506 mm	39/40 kg

\* Hermetically sealed equipment containing fluorinated gas with GWP equivalent 675.

			Unico Edge 30 SF EVA	Unico Edge 30 HP EVA
<b>PRODUCT CODE</b>			02116	02115
<b>EAN CODE</b>			8021183021165	8021183021158
Cooling power (min/max)		kW	1,9/3,0	1,9/3,0
Heating power (min/max)		kW	-	1,9/3,1
Nominal cooling capacity (1)	P rated	KW		
Nominal heating capacity (1)	P rated	kW	-	
Nominal power consumption for cooling (1)	PEER	kW	1,0	1,0
Nominal absorption for cooling (1)		A	5,0	5,0
Nominal power consumption for heating (1)	PCOP	kW	-	0,8
Nominal absorption for heating (1)		A	-	3,8
Nominal energy efficiency index (1)	EERd		2,6	2,6
Nominal efficiency coefficient (1)	COPd		-	3,1
Energy efficiency class in cooling (1)				
Energy efficiency class in heating (1)			-	
Energy consumption in "thermostat off" mode	PTO	W	29	29
Energy consumption in "standby" mode (EN 62301)	PSB	W	0,5	0,5
Energy consumption for double pipe appliances (1) cooling	QDD	kWh/h	1,0	1,0
Energy consumption for double pipe appliances (1) heating	QDD	kWh/h	-	0,8
Supply voltage		V-F-Hz	230-1-50	230-1-50
Supply voltage (min/max)		V	198 / 264	198 / 264
Maximum power consumption in cooling mode (1)		kW	0,7/1,4	0,7/1,4
Maximum absorption in cooling mode (1)		A	3,4/6,6	3,4/6,6
Maximum power consumption in heating mode (1)		kW	-	0,6/1,1
Maximum absorption in heating mode (1)		A	-	3,1/5,8
Maximum power consumption with electric resistance heating		kW	-	-
Maximum absorption with electric resistance heating		A	-	-
Dehumidification capacity		l/h	1,1	1,1
Air flow rate in cooling environment (max/med/min)		m³/h	490 / 430 / 360	490 / 430 / 360
Air flow rate in heating environment (max/med/min)		m³/h	-	490 / 430 / 360
Air flow rate with electric resistance heating environment		m³/h	-	-
External air flow rate in cooling (max/min)		m³/h	520 / 350	500 / 340
External air flow rate in heating (max/min)		m³/h	-	500 / 340
Internal ventilation speed			3	3
External ventilation speed			6	6
Diameter wall holes**		mm	162/202	162 / 202
Electric resistance heating			-	-
Maximum remote control range ( distance / angle )		m / °	8 / ±80°	8 / ±80°
Dimensions ( W x H x D ) (without packaging)		mm	902 x 506 x 229	902 x 506 x 229
Dimensions ( W x H x D ) (with packaging)		mm	980 x 610 x 350	980 x 610 x 350
Weight (without packaging)		Kg	39	40
Weight (with packaging)		Kg	43	43
Internal sound pressure (Min Max) (2)		dB(A)		
Internal sound power level (EN 12102)	LWA	dB(A)	58	58
Degree of protection provided by covers			IP 20	IP 20
Refrigerant gas*		Type	R32	R32
Global warming potential	GWP		675	675
Refrigerant gas charge		Kg	0,42	0,42
Maximum operating pressure		MPa	4,28	4,28
Power cable (N° pole x section m2)			3 x 1,5	3 x 1,5

**LIMITS OF OPERATING CONDITIONS**

Indoor ambient temperature	<b>Maximum temperature in cooling</b>	DB 35°C - WB 24°C
	<b>Minimum temperature in cooling</b>	DB 18°C
	<b>Maximum temperature in heating</b>	DB 27°C
	<b>Minimum temperature in heating</b>	-
Outdoor ambient temperature	<b>Maximum temperature in cooling</b>	DB 43°C - WB 32°C
	<b>Minimum temperature in cooling</b>	-
	<b>Maximum temperature in heating</b>	DB 24°C - WB 18°C
	<b>Minimum temperature in heating</b>	DB -15°C

(1) Test conditions: the data refer to the EN14511 standard - HEATING MODE: Temperature: outdoor environment DB 7°C / WB 6°C; indoor environment DB 20°C / WB 15°C

\* COOLING MODE: outdoor ambient temperature DB 35°C / WB 24°C; indoor environment DB 27°C / WB 19°C

(2): Declaration of test data in a semi-anechoic chamber at a distance of 2m, minimum pressure in ventilation only.

\* Hermetically sealed equipment containing fluorinated GAS with GWP equivalent to 675

\*\* Machine supplied with 202 mm wall opening grilles. If necessary, to replace an old Unico, the machine can also be installed with holes of 162 mm in diameter.