

Cold Water Storage Tanks
MINI-HC Serie
(Hot & Cold wall-mounted)



fiorini

Cold Water Storage Tanks

MINI-HC Serie (Hot & Cold wall-mounted)

The MINI-HC series includes heat sink tanks for "Hot & Cold" plants suitable for use with heat pumps, perform hydraulic circuit breaker functions (making the flows of the two circuits independent) and the thermal fly-wheel (to minimize the heat pump starts). The MINI-HC. 45/85 l versions, has two additional connections dedicated to a supplementary source. It is possible to order in multipacks, receiving the tanks on a pallet. The 18 l version can be installed horizontally.

Material: carbon steel

External covering: 45/85 l painted galvanized metal sheet

18 l polyethylene

Insulation

Operational limits

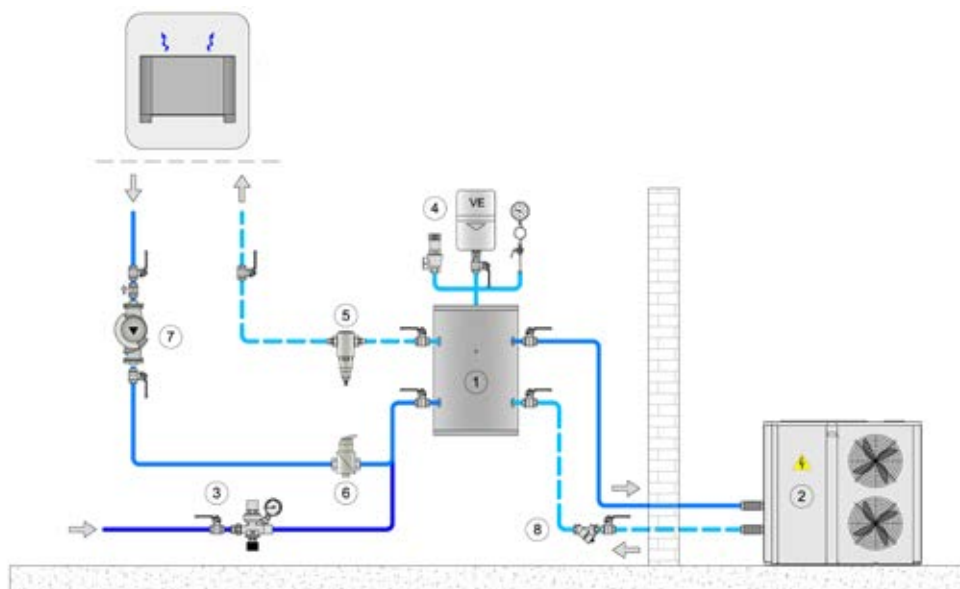
Capacity (l)	Type
18	Closed cell polyethylene foam
45, 85	High density rigid polyurethane foam

Min. temperature	Max. temperature	Max. pressure
-10 °C	90 °C	6 bar

Cap. l	MINI wall-mounted		Energy Label	Single packaging			Multipacks* packaging	
	Code	Price each		Dim. cm	Weight kg	Pieces	Dim. cm	Weight kg
18	817010283X			55x29x31	10	24	120x100x134	250
45	817010323X			41x41x80	19	12	120x80x180	225
85	817010324X			49x49x87	25	8	105x105x184	210

*to purchase with multiple packaging, it is necessary to order quantities equal to or multiple of the standard packaging

Standard Accessories: see pag. 128



TESTED

Legend

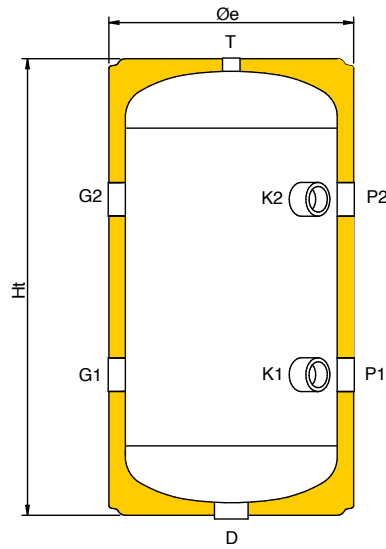
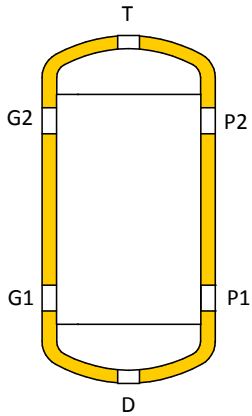
1. Fiorini buffer tank
2. Cooling station/heat pump
3. Filling unit
4. Safety unit
5. Dirt separator (not included)
6. Deaerator
7. Pump unit
8. "Y" filter to protect the PDC

Cold Water Storage Tanks: Dimensions

MINI-HC series

cap. = 18

cap. = 45, 85



Couplings legend

D	Drain
G1	From plant
G2	To plant
K1	Auxiliary
K2	Auxiliary
P1	To energy source
P2	From energy source
T	Vent

Couplings chart

Capacity l	D inch	G1 inch	G2 inch	K1 inch	K2 inch	P1 inch	P2 inch	T inch
18	3/4"	1"	1"	-	-	1"	1"	3/4"
45	1 1/4"	1 1/4"	1 1/4"	1 1/4"	1 1/4"	1 1/4"	1 1/4"	1/2"
85	1 1/4"	1 1/4"	1 1/4"	1 1/4"	1 1/4"	1 1/4"	1 1/4"	1/2"

Size chart


Capacity l	Øe mm	Ht mm	R* mm	G1 mm	G2 mm	K1 mm	K2 mm	P1 mm	P2 mm
18	260	530	590	130	400	-	-	130	400
45	370	700	770	220	485	220	485	220	485
85	460	780	905	185	535	185	535	185	535

R*: Reversal quota



Download additional
content

 go.forinigroup.it/eng/content



fiorini

Fiorini Industries S.r.l.
Ph. +39 0543 723197 – Fax +39 0543 720413
Via Zampeschi 119 – 47122 Forlì (FC) – Italy
www.fiorini-industries.com