

AXIAL FANS

ASPIRVELO AIR SERIES

- ➔ Suitable to extract the air directly outside or into short ducts
- ➔ Short mounting depth
- ➔ Suitable for wall, ceiling and window installation
- ➔ Decorative front grille with side air extraction



Ø 100 - 120 - 150 mm

DESCRIPTION:

Aspirvelo Air modern and unique design makes it suitable for any environment. For intermittent or continuous ventilation of bathrooms, kitchens or utility rooms of both domestic and commercial premises. Reduced noise levels thanks to the front grille and side air extraction. The short mounting depth makes it ideal for installation close to pipe bends. Suitable for window mounting with window mounting KIT.

MAIN FEATURES:

- Made of shockproof and anti-UV ABS plastic.
- Induction motor with thermal cut out - insulation class F
- Maximum ambient temperature 45 °C
- Timer version: overrun timer settable from 45 sec. to 20 minutes
- HT version: Humidity sensor settable between 40% and 80% rh.



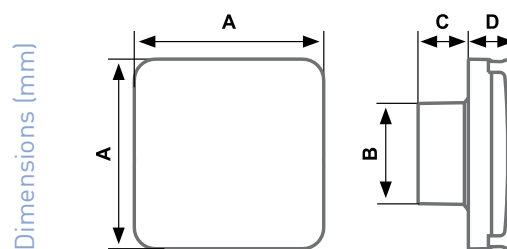
IPX4 CE

ACCESSORIES:

- Window Kit
- Timer to be fit on standard models
- Gravity shutter
- Fixed grille

DIMENSIONS

MODEL	A	ØB	C	D
ASPIRVELO AIR 10/4"	180	97,5	47	47
ASPIRVELO AIR 12/5"		118	54	
ASPIRVELO AIR 15/6"		150	61	



TECHNICAL SPECIFICATIONS

STANDARD - S

CODE	MODEL	m ³ /h	Pt max mmH ₂ O	W	A	V~	Hz	dB(A) 1,5 mt	Kg
AP3060	ASPIRVELO AIR 10/4"	82	3.3	19	0.09	230	50	38,2	0.66
AP3062	ASPIRVELO AIR 12/5"	165	3.9	26	0.1	230	50	44,8	0.74
AP3064	ASPIRVELO AIR 15/6"	185	2	32	0.14	230	50	42	0.9

WITH ELECTRONIC TIMER - T

The fan starts operating when the light is switched on and continues to work for a programmable period of time (with a trimmer) between 45 seconds and 20 minutes after the light is switched off.

CODE	MODEL	m ³ /h	Pt max mmH ₂ O	W	A	V~	Hz	dB(A) 1,5 mt	Kg
AP3070	ASPIRVELO AIR 10/4" T	82	3.3	19	0.09	230	50	38,2	0.66
AP3072	ASPIRVELO AIR 12/5" T	165	3.9	26	0.1	230	50	44,8	0.74
AP3074	ASPIRVELO AIR 15/6" T	185	2	32	0.14	230	50	42	0.9

WITH AUTOMATIC HUMIDITY CONTROL - HT

The fan automatically starts to operate when the relative humidity level in the room exceeds the pre-set value and it continues to operate until the RH level returns below the preset threshold. When this threshold is reached, TIMER function allows the extractor fan to continue working for a period of time that can be set from about 45 seconds to 20 minutes, to further reduce relative humidity in the room. The relative humidity value can be set from a minimum of 40% RH to a maximum of 80% RH. This extractor fan can be used manually, also using the TIMER function.

CODE	MODEL	m ³ /h	Pt max mmH ₂ O	W	A	V~	Hz	dB(A) 1,5 mt	Kg
AP3080	ASPIRVELO AIR 10/4" HT	82	3.3	19	0.09	230	50	38,2	0.66
AP3082	ASPIRVELO AIR 12/5" HT	165	3.9	26	0.1	230	50	44,8	0.74
AP3084	ASPIRVELO AIR 15/6" HT	185	2	32	0.14	230	50	42	0.9

ACCESSORIES

WINDOW APPLICATION KIT

Allows to realize an easy and safety installation on a single or double glazing window of thermopan type, up to a maximum thickness of 15 mm

CODE	MODEL	for use with:
AP0900	ASPIRKIT VETRO N	all models ASPIRVELO series



TIMER

Allows the fan to start the operation when the light switched on and it continues to work for a programmable period of time between 45 seconds and 20 minutes, after the light is switched off.

CODE MODEL

for use with:

AP0904 ASPIRTIMER N

Aspirvelo Air 10/4" - 12/5" - 15/6

HUMIDITY CONTROL WITH TIMER

Allows the fan to start the operation when the relative humidity level in the room exceeds the pre-set value and it continues to operate until the RH level returns below the preset threshold. When this threshold is reached, TIMER function allows the extractor fan to continue working for a period of time that can be set from about 45 seconds to 20 minutes, to further reduce relative humidity in the room. The relative humidity value can be set from a minimum of 40% RH to a maximum of 80% RH. This extractor fan can be used manually, also using the TIMER function.

CODE MODEL

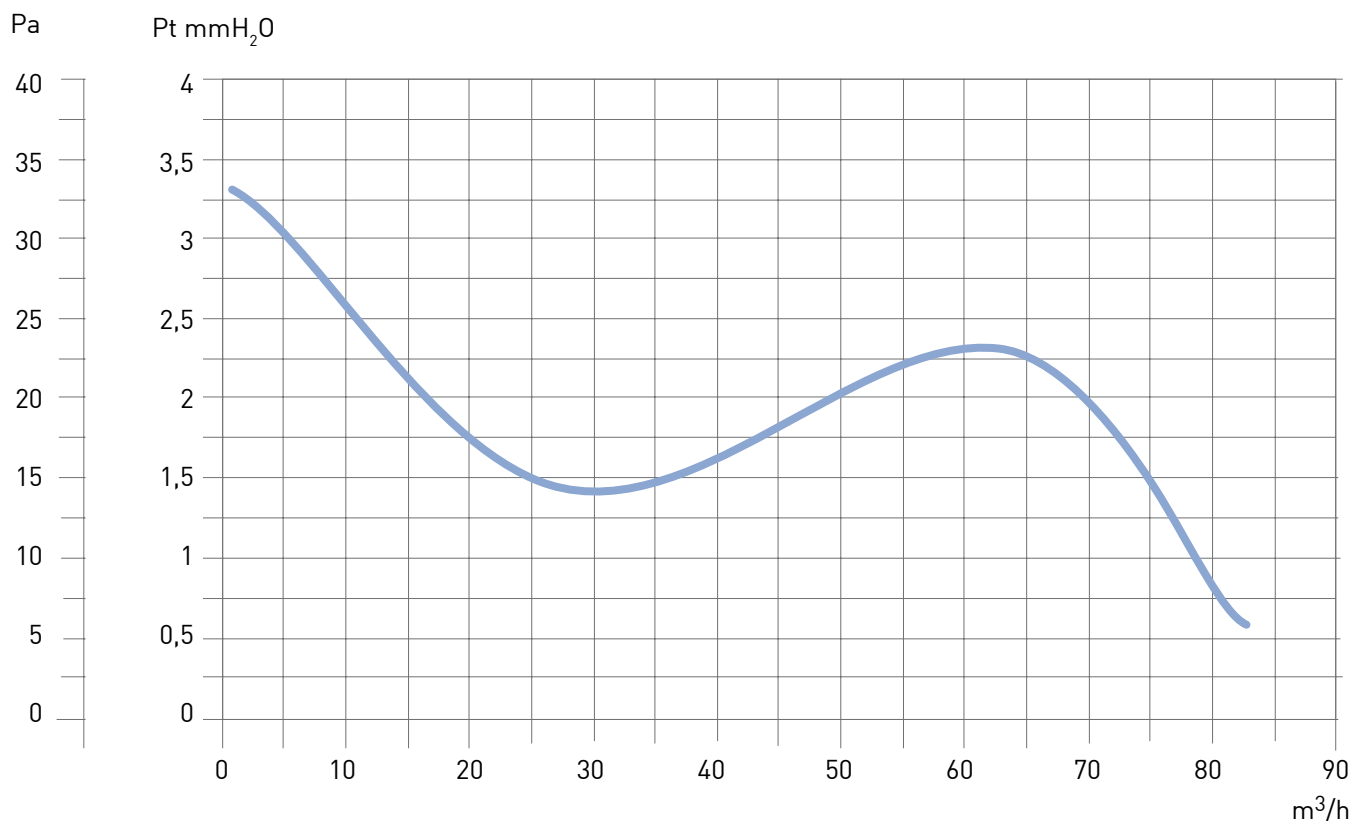
for use with:

AP0906 ASPIRHYGRO TIMER

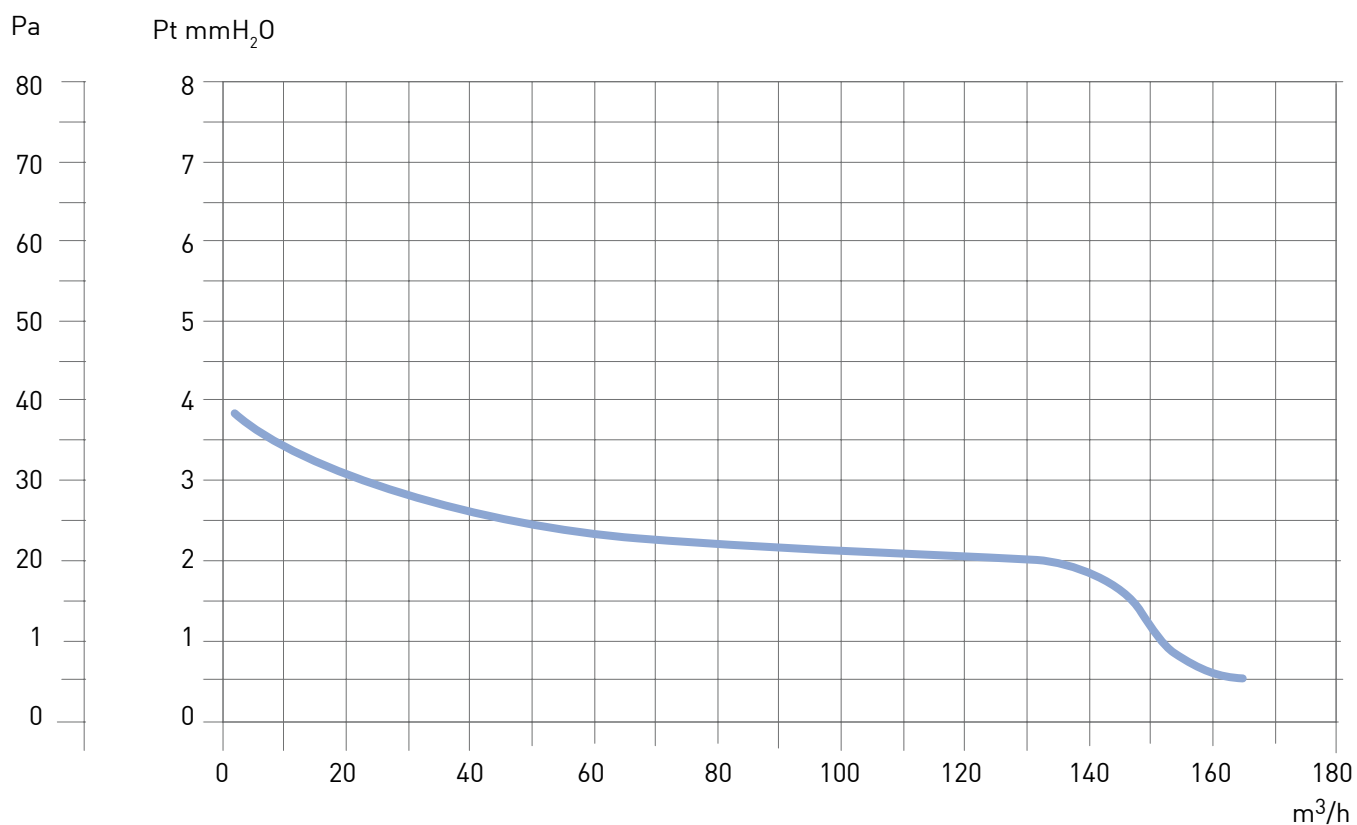
Aspirvelo Air 10/4" - 12/5" - 15/6

CHARACTERISTIC CURVES

ASPIRVELO AIR 10/4" SERIES



ASPIRVELO AIR 12/5" SERIES



ASPIRVELO AIR 15/6" SERIES

