




COPRI CLIMA

Designer cover for
external ventilation units

EN



 broferstyle



FOCUS ON STYLE

Welcome to the world of Brofer Style climate comfort! COPRI CLIMA represents the ideal solution for elegantly concealing external air conditioning units while simultaneously enhancing and beautifying outdoor spaces, whether it's a lush garden, a cozy terrace, or even the walls of your home. With its unique design and various aesthetics, COPRI CLIMA masterfully combines functionality and style. It is crafted from galvanized steel, painted in white RAL 9002, giving life to an innovative solution capable of satisfying even the most discerning customers. To test the quality of the finish of our products, we subject them to demanding conditions through the salt spray test. By exposing them to a misting environment similar to coastal condi-

tions, we verify the resistance and quality of the paint, creating an environment that accelerates the oxidation process. This test ensures that our products maintain their excellence, offering durability and superior performance. COPRI CLIMA's primary goal is to ensure proper airflow, essential for the correct operation of the equipment. Thanks to specially sized slots, airflow is optimized, always allowing the unit to function correctly. Meticulous design care allows COPRI CLIMA to seamlessly integrate into the surrounding environment, adding a touch of elegance and discretion. Whether it's a private residence or a commercial area, COPRI CLIMA will be the perfect solution to complete the architectural aesthetics.



PRODUCTS



Vega
with free segment design



Sirio
with short segment design



Antares
with linear and minimal design



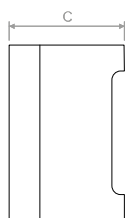
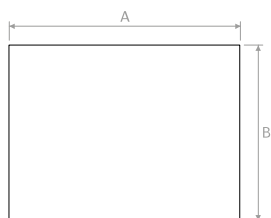
Altair
with a sinuous design and a delicate floral scent



Alfa
with a pattern inspired by the green and life in open air

SPECIFICATIONS

MEASURES



	A mm	B mm	C mm
S	900	680	450
M	1050	950	650
L	1150	1200	650
XL	1150	1550	650
XL1	1150	2000	850

COLOURS



RAL 9002



RAL 8025



RAL 9005

Other RAL colors on request

RAIN RUNOFF



In all versions the roof is designed with a minimal slope to facilitate the flow of water towards the front of the covering.

VERSATILITY

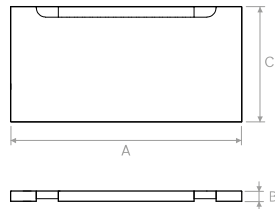


Possibility of overturning the Top cover to decorate with jars of flowers, stones, etc.



OPTIONAL

FOIL



	A mm	B mm	C mm
S	900	40	450
M	1050	40	650
L	1150	40	650
XL	1150	40	650
XL1	1150	40	850

Aesthetic closing panel for the lower part of the structure made of galvanized steel with RAL painting. Quick and secure attachment to the main body through screws on threaded inserts.

BACK

VEGA



SIRIO



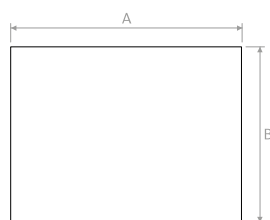
ANTARES



ALTAIR



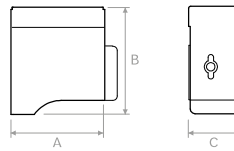

ALFA



	A mm	B mm
S	900	680
M	1050	950
L	1150	1200
XL	1150	1550
XL1	1150	2000

Aesthetic closing panel for the rear part of the structure, made of galvanized steel with RAL painting. Quick and secure attachment to the main body using screws on a threaded insert.

EXTENSION KIT (4 pieces)



A mm	B mm	C mm
100	115	55

Kit for extending the side cover of the external fan unit consists of 4 thickly galvanized and painted steel spacers. The coupling to the side is done through metric screws on a threaded insert placed on the spacer.

SUPPORTING FEET KIT (4 pieces)



Adjustable feet kit in natural black rubber including 4 anti-vibration elements with relative washers and nuts. Thread \varnothing 8 mm.


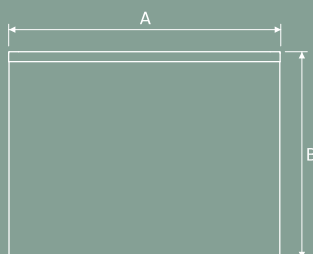
HIGH PROTECTION VERSION



Mixar

Zinc-coated steel protection varnished with polyester powder made to prevent vandalism and possible accidental damage. Easy panel installation thanks to interlocking hooks. Sloped cover for rain, snow, and ice drainage. Only 5 screws for mounting.

MEASURES



	A mm	B mm	C mm
S	900	680	450
M	1050	950	650
L	1150	1200	650
XL	1150	1550	650
XL1	1150	2000	850

COLOURS



Other RAL colors on request

FOIL2



	A mm	B mm
S	900	450
M	1050	650
L	1150	650
XL	1150	650
XL1	1150	850

Aesthetic closing panel of the lower part available on request