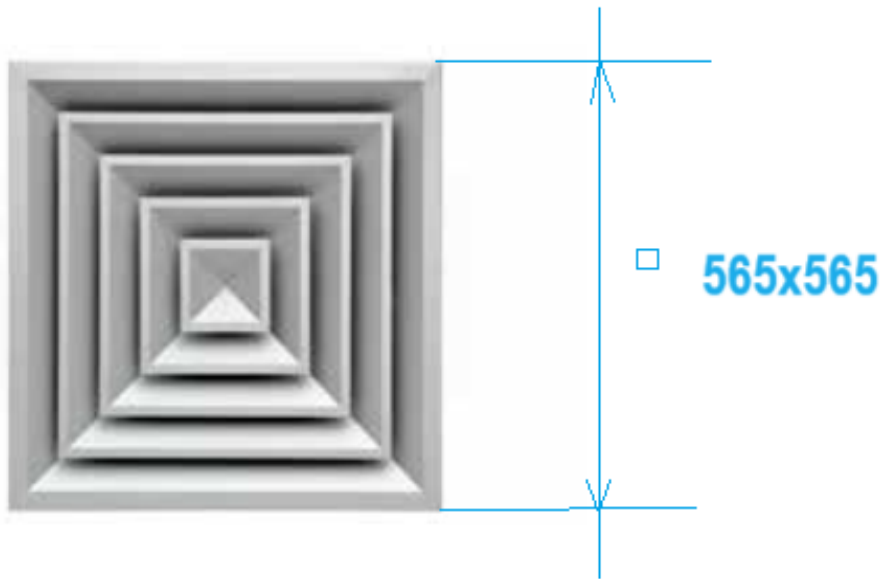


PREZZI - PRICES

BxH	AQ1
mm	€

Difuzoriaus pajungimas BxH **410x410**

**CONSTRUCTION:**

Anodized aluminium.

UTILIZATION:

For ceiling installation and for air intake and delivery.
Installation height: 2,5-3,2 m.

FIXING:

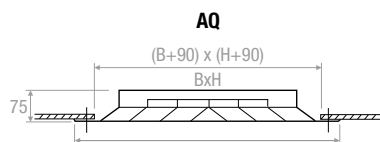
Fixing By using screws on the diffuser neck.

ACCESSORIES:

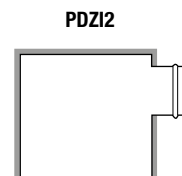
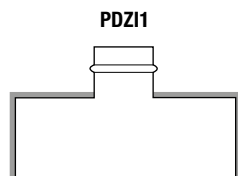
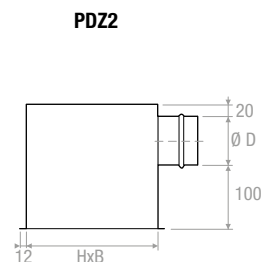
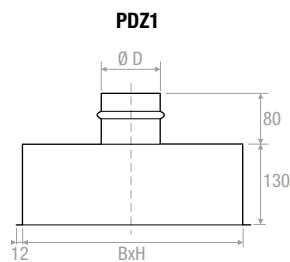
- Galvanized steel plenum, standard or insulated, with or without equalizer sheet.
- Calibration damper made of galvanized steel and fins with opposite movement.

V = verniciatura RAL 9010 - 9016 - 7035: + 15%. Per altre misure e RAL prezzi su richiesta
V = painting RAL 9010 - 9016 - 7035: + 15%. Other sizes and RAL colors: prices on request

DISEGNI - DRAWINGS

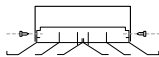
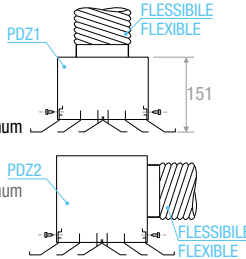
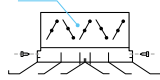


AQ+SC



Plenum isolato esternamente spessore 6 mm
Plenum externally insulated thickness 6 mm

MONTAGGIO E RACCORDO - MOUNTING AND CONNECTIONG

<p>RACCORDO SUL CANALE QUADRATO CONNECTING TO SQUARE DUCT</p> <p>Inscatolare il diffusore nel canale. Fissare il diffusore con viti. Insert the diffuser into the duct. Fix the diffuser by screws.</p> 	<p>RACCORDO SUL CANALE FLESSIBILE CON PLENUM CONNECTING TO FLEXIBLE DUCT BY PLENUM</p> <p>Inscatolare il diffusore nel plenum PDZ1 PDZ2. Fissare il diffusore con viti. Insert the diffuser into the plenum PDZ1 PDZ2. Fix the diffuser by screws.</p> 	<p>TARATURA REFISTERING</p> <p>Possibilità di installare una serranda in ogni configurazione. Fissare con clips la serranda sul diffusore. It is possible to install a damper for any configuration. Fix the damper by clips on the diffuser.</p> 
--	---	---

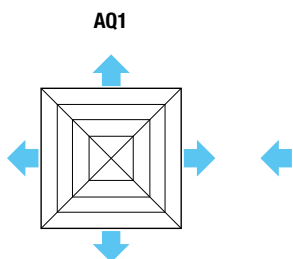


DIAGRAMMA SCELTA RAPIDA - QUICK SELECTION DIAGRAM

